

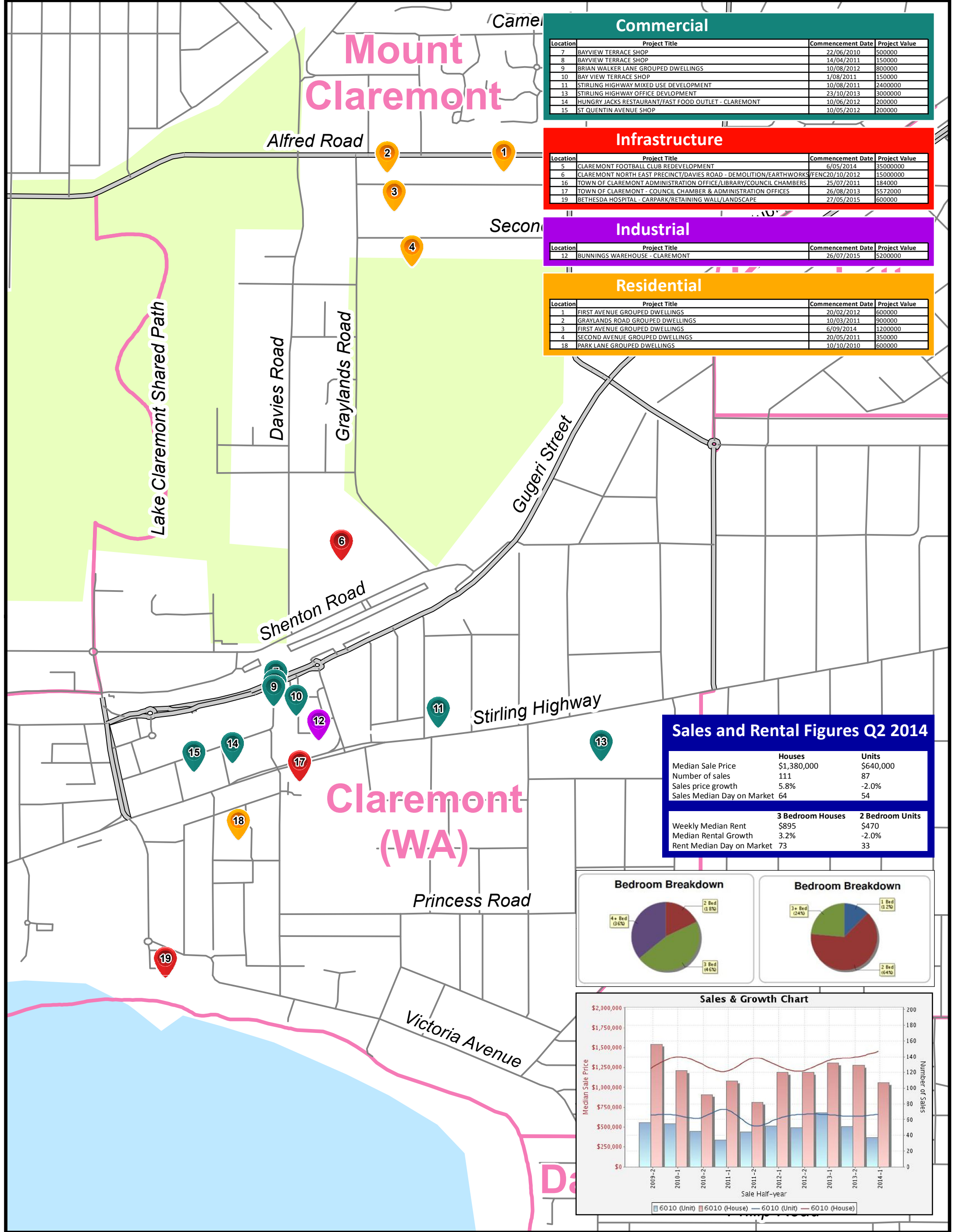
Mount Claremont

Commercial			
Location	Project Title	Commencement Date	Project Value
7	BAYVIEW TERRACE SHOP	22/06/2010	500000
8	BAYVIEW TERRACE SHOP	14/04/2011	150000
9	BRIAN WALKER LANE GROUPED DWELLINGS	10/08/2012	800000
10	BAY VIEW TERRACE SHOP	1/08/2011	150000
11	STIRLING HIGHWAY MIXED USE DEVELOPMENT	10/08/2011	2400000
13	STIRLING HIGHWAY OFFICE DEVELOPMENT	23/10/2013	3000000
14	HUNGRY JACKS RESTAURANT/FAST FOOD OUTLET - CLAREMONT	10/06/2012	200000
15	ST QUENTIN AVENUE SHOP	10/05/2012	200000

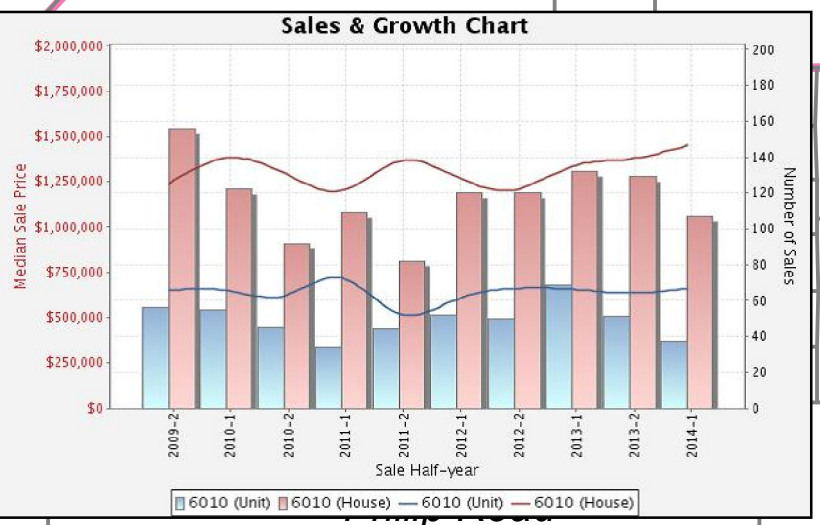
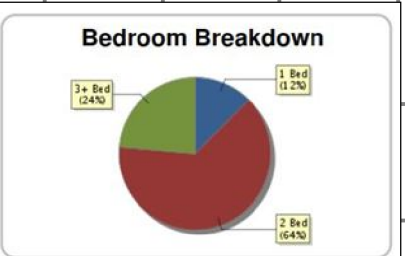
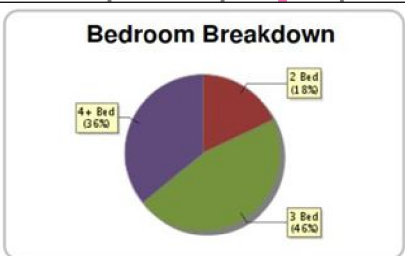
Infrastructure			
Location	Project Title	Commencement Date	Project Value
5	CLAREMONT FOOTBALL CLUB REDEVELOPMENT	6/05/2014	3500000
6	CLAREMONT NORTH EAST PRECINCT/DAVIES ROAD - DEMOLITION/EARTHWORKS/FENC20/10/2012	20/10/2012	15000000
16	TOWN OF CLAREMONT ADMINISTRATION OFFICE/LIBRARY/COUNCIL CHAMBERS	25/07/2011	184000
17	TOWN OF CLAREMONT - COUNCIL CHAMBER & ADMINISTRATION OFFICES	26/08/2013	5572000
19	BETHESDA HOSPITAL - CARPARK/RETAINING WALL/LANDSCAPE	27/05/2015	600000

Industrial			
Location	Project Title	Commencement Date	Project Value
12	BUNNINGS WAREHOUSE - CLAREMONT	26/07/2015	5200000

Residential			
Location	Project Title	Commencement Date	Project Value
1	FIRST AVENUE GROUPED DWELLINGS	20/02/2012	600000
2	GRAYLANDS ROAD GROUPED DWELLINGS	10/03/2011	900000
3	FIRST AVENUE GROUPED DWELLINGS	6/09/2014	1200000
4	SECOND AVENUE GROUPED DWELLINGS	20/05/2011	350000
18	PARK LANE GROUPED DWELLINGS	10/10/2010	600000



Sales and Rental Figures Q2 2014		
Median Sale Price	Houses \$1,380,000	Units \$640,000
Number of sales	111	87
Sales price growth	5.8%	-2.0%
Sales Median Day on Market	64	54
Weekly Median Rent	3 Bedroom Houses \$895	2 Bedroom Units \$470
Median Rental Growth	3.2%	-2.0%
Rent Median Day on Market	73	33



Perth Q2 2014



Scale: 1 : 8,450 0 0.3 0.6 km Date: 27/08/2014

PRDnationwide does not give any warranty in relation to the accuracy of the information contained in this report. If you intend to rely upon the information contained herein, you must take note that the information, figures and projections have been provided by various sources and have not been verified by us. We have no belief one way or the other in relation to the accuracy of such information, figures and projections. PRDnationwide will not be liable for any loss or damage resulting from any statement, figure or calculation or any other information that you rely upon that is contained in the material. Prepared by PRDnationwide Research (c) All medians and volumes are calculated by PRDnationwide. Use with written permission only. All other responsibilities disclaimed. (c) 2014

